



Brackenham Primary School

**Grade 4 English
Term 2 2020**

Compiled by: Mrs L.M. Reddy

Lesson 1

Theme: **Never mind the weather**

What is the weather?

Weather describes what's it like outside. Is it rainy, sunny, cloudy, partly cloudy, windy, strong winds, thunderstorms, etc

Activity:

1. Let's look at these two photographs. Can we describe the weather in each photograph?

Photograph 1



Photograph 2



2. Captions are short sentences that describe an illustration or photograph. Write a caption of about five words for each photograph.

Lesson 2

For the next few days' learners have to look at weather reports and forecasts.

Weather reports describe the weather. They tell us what the weather is probably going to be like in a particular place.

A weather report has a lot of information such as dates, days, place names, temperature, wind speeds and sea tides.

Learners can watch weather reports on television during the newswatch slot, or they can access the 24 hour weather channel on DSTV channel 180 or read it in the newspaper or google weather reports on websites like

<https://www.accuweather.com/en/za/richards-bay/4565/weather-forecast/4565>


Activity:

1. Let's be creative and make up our own weather chart and predict what the weather is going to be like for the next week. Complete the table below. *Do not repeat any of the weather conditions.

Weather Conditions: briefly describe the weather for the day and include a minimum and maximum temperature. We measure temperature in degrees Celsius written as °C. the weather condition has to correlate with the temperatures. For example if we say it is going to be sunny, our temperatures have to be above 25 °C .

Weather icon: draw a weather icon (picture of sun, rain drops, clouds, snowflakes)

I have done the first day to guide you.

Days	Weather conditions	Weather Icon
Monday	Hot and humid Temperature: 28 °C - 34 °C	
Tuesday		
Wednesday		
Thursday		
Friday		
Saturday		
Sunday		

2. Complete the weather chart on pages 72 and 73 in your "blue book"

Lesson 3

Let's read the weather map and answer the questions. You will find this on page 70 of your "blue book". Fill in the answers in your blue book.

Let's read

Key for weather symbols			
Wind	22	Partly cloudy	
Temperature	20 °C 31 °C	Rain	
Lightning and thunderstorms		Sunny	
Cloudy		Mist	

Let's talk Talk to your friend about the weather map.

- What does the chart say about the weather in your province?
- Is the weather really like that today?
- Talk about the weather in the other provinces.
- What clothes would the people in the Eastern Cape wear in this kind of weather?
- Where is the weather the best? Where is it the worst? Say why.

Now imagine that you are a weather reporter and you are going to read the weather forecast on Television using the map on page 70 of our Blue Book. Write down what you will say for each province. You can then read it out to a family member.

Fill in the names of the provinces	Describe the weather. First say what the temperature will be, and then say whether it will be rainy, cloudy or sunny.



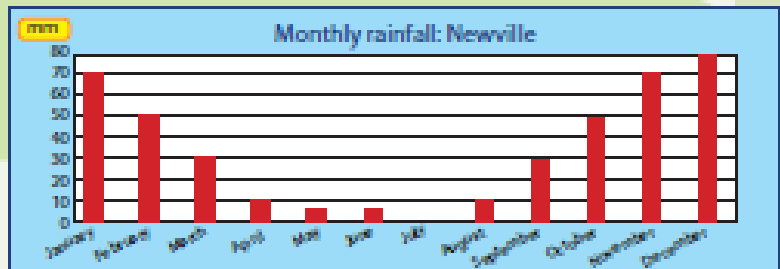
Let's read

Read the chart showing the amount of rainfall for Newville over 12 months. Talk to your partner about how much rain fell in each month.



Let's write

Now answer these questions.



Which month had the most rain?	
Which was the driest month?	
Which months make up the rainy season?	
How much rain fell this year?	
Which months had the same amount of rain?	
Which month(s) had no rain?	
When do you think is the best time for farmers to start planting their crops? Why?	

Lesson 4

Read and Write.

The text below is a report. It describes a hurricane, Hurricane Katrina. This was one of the worst weather-related events in the history of the United States of America.

Before you read:

1. Let's look at this photograph and think about the power of the wind and water that could have caused this.



2. Let's discuss a few words that might be new to you.

Vocabulary:

1. **hurricane:** huge storm with strong and powerful winds
2. **devastating:** to cause a lot of damage
3. **experts:** a person with special skills and knowledge about a certain topic.
Example: an athlete is an expert in sport, scientist is an expert in science, a doctor is an expert in medicine
4. **pummelling:** to hit many times
5. **submerged:** to be under water
6. **canals:** ships or boats travel on canals; it is like a roadway in water

Hurricane Katrina: Updated: Aug. 25, 2010

Hurricane Katrina, which struck the American southern states in the early hours of the morning on 29 August 2005, had a **devastating** effect on the region, including the famous city of New Orleans.

Experts who have studied the disaster described the hurricane as having the force of four storms rolled into one. It packed winds that howled through the region at 235 km per hour, **pummelling** thousands of homes and buildings to pieces.

More than 1700 people were killed as the storm raged and more than a million people were left without shelter and access to power. A 9m wall of sea water - the highest wave ever recorded of the coast of the United States - swept inland, highways in New Orleans were **submerged** hundreds of miles away from the storm's centre and many residents had to be rescued from the roofs of their homes. Streets were turned into **canals** as boats cruised the streets rescuing stranded survivors.

The damage to the region, running to billions of dollars, has made Hurricane Katrina one of the costliest storms in history.

1. When did Hurricane Katrina strike?

2. Where did Hurricane Katrina strike?

3. What was the speed of the wind?

4. How many people were killed?

5. What was damaged by the hurricane?

6. What was the height of the highest recorded wave?

7. Rewrite the last sentence of the article in your own words

Lesson 5

Language Practice: Tenses

A weather report describes weather that has **is happening** in the **present**, **happened** in the **past** or **will happen** in the **future**.

Past tense: It **was** stormy.

Present tense: It **is** stormy.

Future tense: It **will be** stormy.

Activity: 1. Complete the table below by filling in the spaces using the correct tense. I did the first one as an example.

Past Tense	Present Tense	Future Tense
It was raining.	It is raining.	It will be raining.
	The wind is blowing hard.	
		It will be windy.
It was hailing.		
	The temperature is high.	

2. Change this paragraph into the past tense.













The rain comes down like a waterfall. The wind howls and I shiver from the cold. I tried to open an umbrella but it blows out of my hands. Suddenly a bolt of lightning flashes and I whimper in fear.

Lesson 6

Before you read:

Look at the title and headings in the chart below.

- What kind of information does the weather chart show?
- For how many days does the weather forecast provide information?

Five-day weather forecast for Kimberley				
	Temperature	Wind	Weather	Cloud cover
Monday	23° C			
Tuesday	23° C			
Wednesday	21° C			
Thursday	17° C			
Friday	16° C			

Read

Read the weather chart and answer the questions below

- What days will have rain?
- Will there be any snow in the week?
- Are the following statements true or false? If false, then correct it.
 - The temperature changes from warm to cold in the week.
 - The day with the most wind is Wednesday
 - Three days of the week will be cloudy.
- Complete the rows below and fill in the chart for Saturday:
The weather for Saturday will be cloudy with a thunderstorm and a temperature of 14 °C

	Temperature	Wind	Weather	Cloud cover
Saturday				

Lesson 8

Language practice: Degrees of comparison

In our last lesson we looked at adjectives - describing words.

Today we are going to see how adjectives can compare things.

Example: Today is **cold** but tomorrow will be **colder** and Thursday will be the **coldest** day of the week.

Activity:

Complete pages 84 and 85 in your "blue book"

Fill in the correct adjective to describe each of these pictures.

Let's write

tall, longest, stronger, thickest, small, big, strong, biggest, longer, smaller, taller

You have learned that adjectives describe nouns, for example the **small** dog or **The dog is small**. We also use adjectives to compare things: **The cat is small. The mouse is smaller. The ant is the smallest.**

Date: _____

Superlatives

Let's write

Complete these comparisons

Jim has many flowers. Jim's trousers are long.

Jabu has flowers. Jabu's trousers are .

Ajay has the flowers. Ajay's trousers are the .

Bongi is tall. Bongi has a big book.

Pam is . Pam's book is .

Devi is the . Devi's book is the .

I have a little money. This medicine tastes bad.

He has money. This medicine tastes .

She has the money. This medicine is the .

These are some adjectives that you just have to remember.

bad worse worst good better best
little less least many more most

Write: Write seven sentences using these adjectives

wettest	driest	cooler	windy	Windier	better	hottest
---------	--------	--------	-------	---------	--------	---------

Rewrite these sentences using the correct form of the adjectives in brackets

- I got good marks for Maths and even (good) _____ marks for English. My (good) _____ mark of all was for Life Skills.
- Cape Town is a hot city. Durban is (hot) _____ than Cape Town but Richards Bay is the (hot) _____ city of them all.
- Thando is the (loud) _____ boy in the class.
- I love running in the rain. The (wet) _____ it gets, the better!

Lesson 9

1. Words can sometimes sound the same but have different meanings and spellings. Six words in the paragraph below sound correct but should be spelt correctly. Find the words and correct it.

The son disappeared and we were surrounded by missed. Reign started to splatter against our chicks. "We must find our way home." I shouted, "The whether is getting worse. We will frieze if we stay outside."

2. Write a weather report for the weather you are experiencing now. Write it in the **present tense**.
3. Write a weather report for the day before yesterday. Write it in the **past tense**. Use adjectives of comparison to compare it with the weather today.
4. Look at the picture



- a. Write five words that describe the weather.
- b. Draw weather icons for each word.
- c. Give the picture a caption.